


The Dragon Flyre

NEWSLETTER FOR THE BARONY OF VATAVIA



Third Quarter 2017

AS LII

www.baronyofvatavia.org

TABLE OF CONTENTS

Baronage, Officers & Champions Credits	Page 1
Baronage & Officers Letters.....	Pages 2-6
Officers' Meeting Minutes.....	Pages 6-7
Just Another Calon Bard.....	Page 8
Banner Making IOI.....	Page 9-13
TRM's Email.....	Page 14
Kingdom Events/Baronial Gatherings	Page 14
Calendars.....	Pages 15-18

CREDITS

Chronicler:	Mistress Sorcha O'Riain
Cover:	Spanish manuscript Mandala with Local Award badges and cords © 2017 Mary Day (SKA HE Marie Chantal Delair) Used with permission
Page 8:	Just Another Calon Bard © 2017 Jay Reynolds (SKA HL Johann Steinarsson) Used with permission
Pages 9– 13:	Banner Making IOI © 2017 Maria Gleeson (SKA HL Maria Arosa de Santa Olalla) Used with permission
Fonts:	Old English Text, Engravers MT, Centaur, Castellar, & Gill Sans MT

VATAVIAN BARONAGE

Baron Uldin of Ravenscroft (Damian Woodworth)
baron@baronyofvatavia.org | 316-262-1448

Baroness Nü Tzê Sung Sai-êrh (Jennifer Langley)
baroness@baronyofvatavia.org | 316-262-1448

VATAVIAN OFFICERS

Seneschal: Lady Catlin Marie de Moretaine (Catlin Mills)
seneschal@baronyofvatavia.org | 316-259-6304

Castellan: Lord Øyriki Raðúlfsson (Yurik Gronson)
chatelaine@baronyofvatavia.org |

Minister of Youth: OPEN

Demo Coordinator: Baroness Marie Chantal Delaire (Mary Day)
democoordinator@baronyofvatavia.org | 316-788-6165

Historian: His Lordship Thomas Bacon (David Moreno)
historian@baronyofvatavia.org | 316-685-1182

Caltrop Pursuivant: His Lordship Jóhann Steinarsson
(Jay Reynolds) herald@baronyofvatavia.org | 316-440-6743

Exchequer: Lady Margaret MacKenzie (Jaime Jones)
| exchequer@baronyofvatavia.org

Arts & Sciences Ministers: Lord Niall Mac a'Ghobhainn and
Lady Maria Arosa | artsandsciences@baronyofvatavia.org

Knight Marshal: Master Hanashi no Kagemoto no Kuro-
kage Tengu no Samurai Taisho [Kagemoto]
knightmarshal@baronyofvatavia.org

Deputy Knight Marshal: Sir Wulfric Tyrell
(Alan Horn) deputyknightmarshal@baronyofvatavia.org

Archer Marshal: Lord Konrad von Roth (Kurt Jones)
archermarshal@baronyofvatavia.org

Chronicler: Mistress Sorcha O'Riain (Sherri Moreno)
chronicler@baronyofvatavia.org | 316-737-3330
207 N. Oliver, Wichita, KS 67208

Deputy Chronicler: Lord Corrigan MacKenzie
(Chris Moore) deputychronicler@baronyofvatavia.org
316-734-1569 3223 S. Mt. Camel, Wichita, KS
67217

Web Minister: His Lordship Thomas Bacon (David
Moreno) webminister@baronyofvatavia.org
316-685-1182 | 207 N. Oliver, Wichita, KS 67208

Property Master: Lord Robert The Scott (Robert Botkin)
620-474-5097

BARONIAL CHAMPIONS

Borec (Armored Combat) Ld. Øyrik Raðúlfsson

Cut & Thrust Champion: HL William Douglas

Lucisnik: (Archery) HL Jóhann Steinarsson

Zpevak: (Bardic) HE Zoe Mikre

Estradni Umelec: (Arts & Sciences) Ld. Angus Sinclair

This is the Third Quarter 2017 issue of The Dragonflyre, a publication of the Barony of Vatavia of the Society for Creative Anachronism, Inc. (SCA, Inc). The Dragonflyre is available from Sherri Moreno, 207 N. Oliver, Wichita, KS 67208. This is not a corporate publication of the SCA, Inc. and does not delineate SCA, Inc. policies. Copyright © 2017, Society for Creative Anachronism, Inc. For information on reprinting photographs, articles and artwork from this publication, please contact the chronicler, who will assist you in contacting the original creator of the piece. Please respect the legal rights of our contributors.

Unto our Marvelous Populace of Vatabia do Baron Aldin of Ravenscroft and Baroness Sung Sai-êrh send greetings, .

Valor was amazing! Thank you to all the wonderful gentles who helped out in a myriad of ways to make the Event successful, to our Event Steward Lord Robert Steven MacLaren, to those who took on other key roles on staff, those who put up the list fields and pavilions, those who listed, heralded, marshaled, waterbeared, those who taught classes, those who worked in the kitchen to provide fine food and drink, those artisans and scribes who lovingly crafted prizes and scrolls to gift our Champions of Valor with, those who worked tirelessly behind the scenes, and especially to our friends who traveled from all over the Kingdom to make merry with us here.

As announced during evening court on Sunday, the Baronage of Forgotten Sea have graciously agreed to allow for the Horse and Falcons and Valor event weekends to be switched next year on a trial basis. Valor will be held over Memorial Day weekend and Horse and Falcons will be held over Labor Day weekend. Shortly after Horse and Falcons, our Seneschals will meet and review the effects of these changes to see if it is viable enough for all parties involved to allow for the switch to be made permanent. To this end, we are encouraging everyone who is able to support our friends and Kingdom and attend Horse and Falcons next year on Labor Day weekend.

It is with joyful hearts that we bring momentous news home with us from Gryphon's Fest. During evening court, we bore witness as Their Royal Majesties Damien and Issabell opened Calontir's fourth peerage, the Order of the Defense. The premier candidates were announced - Baron Donald Andrew Mac Donald, Honorable Lord Gawin Kappler, and Master Ravasz Janos. Their elevations will occur at Toys for Tots. Vigils to be announced. Those wishing to join Her Royal Majesty Issabell on committee to write the ceremony and coordinate the integration of the Defense into Calontir culture are asked to please contact Her privately (Falcon-Crown@calontir.org).

Master Hanashi no Kagemoto has consulted with us and opted to not schedule Fighter Practice during the month of November. Instead, we will be hosting a series of Armoring and Sewing Workshops at our residence during this time. Everyone is welcome, so please join us if you want to learn, teach, or simply hang out and socialize with us.

Workshop Schedule –

Friday, October 27, 7:00pm - 11:00pm

Saturday, November 4, 11:00am - 4:00pm

Sunday, November 5, 11:00am - 4:00pm

Sunday, November 12, 11:00am - 4:00pm

In case you haven't noticed, we would like to thank the populace of Moonstone for coming out in force and helping our Barony run events and demos. Please do us the honor of returning the favor and consider helping them out with their Farmers Market Demo (Emporia, KS) later this month. There is a Regional Fighter Practice immediately after the demo, so it promised to be a fun filled day! Do you enjoy pomp and circumstance? Court? Shopping?! Kris Kinder in Forgotten Sea (Kansas City, MO), is the place to be! Also, do not forget that Baron Donald Andrew MacDonald will be elevated to the Order of Defense in a joint ceremony at Toys for Tots in Wyvern Cliffe (Jefferson City, MO). Toys for Tots has the distinction of hosting one of the premier tournaments in the Kingdom, as well as supporting the Marine Corps by raising toy and monetary donations for less fortunate youth in our Kingdom. Are you interested in a day of archery, fighting, and classes? You will not want to miss Vertigo in Lost Moor (St. Joseph, MO)!

Finally, Sir Wulfric Tyrrell has taken on the role of Youth Combat Marshal. The Society Youth Martial Handbook (<http://sca.org/officers/marshal/youthcombat/docs/YouthMartialHandbook.pdf>) was updated in July of this year, and anyone interested is encouraged to read it to better understand the rules, armor requirements, and age divisions.

In ever faithful service,

Baron Uldin of Ravenscroft and Baroness Sung Sai-êrh

Baron@baronyofvatavia.org

Baroness@baronyofvatavia.org

FROM THE SENESCHAL

Greetings to the Populace!

We are coming into fall, and with it the time to rebuild and remake for the winter months. Starting in just a few weeks our Baron and Baroness are opening their home for the month of November so we can all work on armor or artistic activities in a social manner. That is also the time to look towards the next season.

We need an event steward for Spring Renfaire. This isn't a hard event to wrangle, and it is a good way to get your toes wet on planning and managing events in a lower stress way. We have accepted a bid for May's Valor, and I am sure they will also need help.

Many of us were lucky to be at Gryphons' Fest this past weekend in Three Rivers to hear the announcement of the new change to Kingdom Law. The Order of Defense peerage has been read into Kingdom law, with its regalia and honors named. We are lucky to have among our own one of the premier members.

Lady Catlin Marie de Moretaine
Seneschal, Barony of Vatavia

Changes to law | Changes to Appendix I.

The Order of Precedence of the Kingdom of Calontir.

To the Bestowed Peerages

Orders The Order of Chivalry

The Order of the Laurel

The Order of the Pelican

The Order of Defense

Changes to AI-101.

Currently reads: BESTOWED PEERAGE ORDERS: Those individuals who are members of the Order of Chivalry, the Order of the Laurel, and/or the Order of the Pelican. These individuals hold their arms by Letters Patent.

Will read: BESTOWED PEERAGE ORDERS: Those individuals who are members of the Order of Chivalry, the Order of the Laurel, the Order of the Pelican, and/or The Order of Defense. These individuals hold their arms by Letters Patent.

Changes to AIII-301

CROWNS and CORONETS

Currently reads: BESTOWED PEERS (Chivalry, Laurels, Pelicans) may wear a circlet of gold or silver with no protrusions above or below the band, with simple ornamentation, and the overall height not to exceed one (1) inch.

Will read BESTOWED PEERS (Chivalry, Laurels, Pelicans, Defense) may wear a circlet of gold or silver with no protrusions above or below the band, with simple ornamentation, and the overall height not to exceed one (1) inch.

Changes to AIII-305 CHAINS

Currently reads: Unadorned chains will be reserved for use by the members of the Chivalry. Those Companions of the Order of the Laurel and those Companions of the Order of the Pelican may bear the badges of their Order upon a chain of gold only if they have sworn their fealty and done homage unto the Crown

Will read Unadorned chains will be reserved for use by the members of the Chivalry. Those Companions of the Order of the Laurel, those Companions of the Order of the Pelican, and those Companions of the Order of Defense may bear the badges of their Order upon a chain of gold only if they have sworn their fealty and done homage unto the Crown.

Change to AIII-302 CLOAKS An addition shall be added.

DEFENSE: A blue cloak lined in white, trimmed in ermine, with a border composed of the badge of the order, three rapiers in pall inverted tips crossed, around their arms on the back.

FROM THE CASTELLAN

Greetings unto the populace of Vatavia,

Gryphon's Fest and Valor were amazing! It is fantastic to see all the newer members of the Barony getting involved in the Kingdom.

We had a lot of interest from the Renaissance fair, if you see any of these new faces at a practice please be sure to introduce yourself. The month of November is perfect time to learn a new thing or teach a new thing to any of the new people we have joining us.

We have a couple of demos coming up so be on the lookout for information about them in the coming weeks.

In service,
Lord OyrikR Randulfsson

FROM THE CALTROP PURSUIVANT

Good gentles all,

It is with mixed emotions that I write this letter, for it will be my last as Caltrop Pursuivant. This coming December, I will be stepping down and passing the torch to our next Caltrop. I am relieved, for I have held the office of Baronial Herald far longer than one's usual term, but I am also sad that things are coming to a close. However, business will continue as usual; Their Excellencies have several fine candidates for the post, and I trust the one they choose to succeed me will be just right for the job. And of course, should you need advice on names or devices, you have but to ask either myself or HE Marie Chantal DeLaire and we shall be glad to help you.

I have but one request, for those among you with Voice Herald talent - the upcoming Toys For Tots Tournament in Wyvern Cliffe, taking place on November 18, is one of the most demanding tournaments of the year, with the greatest need for strong and willing voices. If any amongst you can make the trek to Jefferson City, I would beg you to consider lending assistance to the other heralds who will be there that day. All I ask is that you at least consider it; the Toys For Tots Tournament holds a special meaning to me, and it is for a good cause.

I thank the Barony for granting me the opportunity to serve as long as I have, and I thank all of you for your assistance and patience through all the ups and downs.

Ever in service,

HL Jóhann Steinarsson

FROM THE EXCHEQUER

Good Day to all.

Here is where The Barony sits on available monies at the end of 3rd quarter of 2017. We currently have a little over \$14,600 in the bank. We have not yet received the September bank statement as of the writing of this message to you all, so the balance is according to the register and the July and August bank statements. According to the July and August statements we do not have any outstanding checks.

If you have any questions please feel free to message me through the Baronial website email exchequer@baronyofvatavia.org.

YIS

Lady Margaret MacKenzie

FROM THE KNIGHT MARSHAL

Greetings from the Knight Marshal of Vatavia.

With the cooler months approaching our outdoor fighter season draws to a close. Sunday, October 29th will be our last outdoor practice.

There will not be scheduled practice during the month of November. This will be an ideal time for armor projects.

Our friends at The Exploration Place are inviting us back for indoor winter practice beginning the first week of December. Stay tuned, more information to come. Of course with the Yuletide holidays there will not be practice on the 24th nor 31st of December.

Please let me know if you have any questions.

Stay safe, stay inspired.

~Master Hanashi no Kagemoto

FROM THE ARCHER MARSHAL

Well another season draws to a close.

Archery practice has closed down till spring, so start that off season maintenance on your gear and I hope to see everyone again when we start shooting again.

Vatavian Archery Marshal

Lord Konrad von Roth

FROM THE ARTS AND SCIENCES MINISTERS

Greetings from your Arts and Sciences co-ministers!

This year's Queen's Prize was a huge success with a total of 55 entrants. Six of those were from the Barony of Vatavia. The College of Theobald did an amazing job!

Winter season is on it's way and what better time to be working on projects and teaching classes. So come on out with your projects in tow!

Our own Cover Girl Viking, Leif the Happy Warrior will be teaching 'Lief's Version of Leather 101' on Wednesday, October 25, 2017 at 7:00pm at Make ICT. This class is the first of a leather project series Leif hopes to be continually teaching. It is a lecture/discussion from 30 minutes to an hour, depending on activity level and questions, that will go over basic leather working techniques and design steps. This class intends to help anyone wanting to take any of his future hands on leather project classes in his series.

There is no cost for this class and there will be a handout available. Participation is limited to no more than 15 to 20 students.

There are two Kingdom level events I recommend everyone keep an eye on:

Clothiers is coming up on February 3, 2018 in the Shire of Cum An Iolar (South Johnson County). This event is all about garb, garb classes, and A&S related merchants. I encourage everyone to go. They have great classes every year. I would love to see some of our local artisans teach a class or two (hint hint ;))

Spring RUSH, on March 31, 2018, will be in Moonstone (Emporia, KS) this year. This is a great even to teach and take classes about all kind of things. I encourage everyone to come, support our Moonstone neighbors, teach, and take classes!

As always, if you wish to teach a class or would like to see a specific class taught please send HL Maria or Lord Niall an email at artsandsciences@baronyofvatavia.org

'Tis the season to make all the things!

YIS,

HL Maria Arosa de Santa Olalla

Lord Niall Mac a'Ghobhainn

FROM THE DEMO COORDINATOR

Harvest approaches. The land begins its winter sleep. Activities change to indoors and the approaching winter projects.

BUT our presentations do not diminish. We have already had our October 7th recruitment opportunity at the Tsunami Con ; and, our day presenting all we do at Steam-punkesque Mulvane October 14th. And it does not end there. October 27th-29th is our annual participation at Sedgwick County Zoo's Night of the Living Zoo. The volunteer deadline is October 22nd. That Sunday October 29th is also our themed presentation on costuming and fighting demo at Exploration Place: fighting noon to 3 pm; costuming 1 pm to 4 pm. We end the year at EP with another fighting presentation and a display and scavenger hunt on Heroes of the Middle Ages: The Nine Worthiest and Arthur and His Knights. This is on December 17th.

Already there are requests being received and scheduled for 2018. We will be back at Exploration Place with weekly fighter practice in January; and, on January

28th with a themed presentation and martial activities demo.

If you have an idea for a possible presentation or receive a request contact the Castellan, Øyríkr or Marie.

Marie Chantal Delaire

OFFICERS' MEETING MINUTES

August 2, 2017

Make ICT 1500 East Douglas, Wichita, Kansas

26 members and 2 children were present: 15 Baronage/officers/deputies and 1 member participated in the meeting

August 12th will be a presentation of actual demonstrations of arts and sciences at the Museum of World Treasures' Customer Appreciation Day from 10 am to 2 pm. All volunteers must sign up in advance. A request has been accepted to participate October 14th in Steam-punkesque Mulvane. Details will be posted once things are finalized. There is a possibility that starting with Valor that there will be events or presentations for 10 weeks. Currently the only other scheduled presentations are at Exploration Place October 29th on costuming and December 18th on heroes of the Middle Ages.

A pinch pot class will be done at Make ICT Wednesday August 9th. As one of the official classes, students will need to sign up through the Make ICT site. There is a \$10 fee to cover materials and first firing. Her Excellency Sung announced that in October or November she will begin holding sewing evenings at their home monthly. FlíR Fróðason and Katrina Weiss have name proposals on the current internal letter of heraldic items. A summary of the heralds' meeting at Calon Con was given.

Fighter practice will continue to start at 10:00 am for the summer. The Archer Marshal will be acquiring some stumps. Thrown weapons will then be possible during regular archery practice. It was also announced that there would be thrown weapons activities at Valor.

The Seneschal specifically thanked Lief and Dýfina and Robert for helping haul Baronial property for Masters of the Duel when the truck previously used was unavailable.

Their Excellencies encouraged all members of the populace to write award recommendations, especially for the GoA and Peerage level awards.

There being no other business and two other meetings for the evening the Officers' meeting adjourned.

September 6, 2017

Make ICT 1500 East Douglas, Wichita, Kansas 22
members: 13 Baronage/ officers/deputies and 3 member participated in the meeting; 2 children

Their Excellencies, the event steward, area heads and Seneschal thanked everyone for their efforts and contributions at Valor: making food, making scrolls, prizes, gifts, gate, set up, tear down, etc.

There are events and presentation opportunities every weekend for September and October. King's Company September 9th- 10th, Queen's Prize in Theobald September 16th, the local thank you BBQ for OJ Watson Park staff September 17th, The Great Plains Renaissance Festival September 23rd- 24th. Their Excellencies Three Rivers invited Vatia to attend Their Gryphon's Fest the end of September and beginning of October. Their Excellencies Uldin and Sung encourage those able to attend that event.

October 7th a display is planned at the Tsunami gaming convention. October 14th is the Steampunk Mulvane demonstration. The evenings of October 27th-29th is the annual Night of the Living Zoo. The 29th is also the Exploration Place costuming presentation. The last EP themed presentation is December 17th on Heroes of the Middle Ages.

Two name proposals have been forwarded to Laurel. Decision results are still to be received. Three local members consulted at Valor on names and one shield. The Arts and Sciences deputy reported no currently scheduled classes. An artisan road show is planned for the Fall Ren Festival. The deadline for letters, artwork and articles for the Dragonflyre is October 4th.

The Exchequer reported a balance of \$14,688.72. Valor bills will be settled this evening. The caretaker of the Whispering Winds, the Valor site, discussed the possibility of the group building permanent structures on the site.

Discussions will continue to determine the feasibility and plan accordingly.

Armoring and projects will be held in November at Their Excellencies home. Archery will not hold practice in September due to the events on the calendar.

The Archer Marshal will be available to discuss archery and missile weapon activities with interested individuals. There will be an archery booth at the Fall Festival.

Kingdom law was reviewed on some situations. Attendees at events and activities are to make a reasonable attempt at period garb. Events are to have designated smoking areas that do not interfere with routes to activity areas. Smoking can occur in these areas and personal camps. Additionally, questions on a fighter's authorization should be brought to the marshal in charge, a warranted marshal or a knight. Gate registration questions should go to the event steward and/

or Seneschal. Pets are to be under their owner's control. There being no other business the meeting adjourned.

October 4, 2017

Make ICT 1500 East Douglas, Wichita, Kansas
25 members: 15 Baronage/ officers/deputies/ 1 event steward and 2 members participated in the meeting; 3 children

There are numerous opportunities before the winter season starts with the usual winter projects. Border Skirmishes and regional fighter practices are scheduled for this month. Crown Tournament is October 14th. Those able to provide voice heraldry for the Toys for Tots tournament in Wyvern Cliffe November 18th are encouraged to attend and help.

Locally there are several presentation planned. October 14 is Steampunk in Mulvane. October 29th is the themed presentation on costuming at Exploration Place. The evenings of October 27th-29th are the annual Night of the Living Zoo. It was announced that the presentation at Tsunami Con October 7th had been cancelled. A request by the Museum of World Treasures for late period garb presentation from 6-7pm October 19th was declined with regrets.

Plans for Valor here May 26th-27th, 2018 continue. Area heads were announced. Those out of town staff will have rooms available for them on site. Plans will be more finalized after Crown and Their Highnesses progress plans are made. Beginning October 25th a series of classes on leather working will begin. Anything you can make with leather from armor to jacks will be covered. Members are encouraged to attend and teach at Spring events: Clothiers in the Kansas City area the beginning of February and RUSH in Moonstone/ Emporia March 31, 2018. Their Excellencies will be hosting sewing and armoring at their home starting October 27th and the beginning of November. Five Vativian items are currently in process: two at national and three at the Kingdom level. The Web Minister announced that the local web site is up to date.

The Exchequer reported a balance of \$14,607.02. All local paperwork for the bank signature card has been completed. The quarterly report will be completed once the last month statement is received.

The fighter practice will continue through this month at OJ Watson Park. The last practice will be the 29th at the regional fighter practice in Moonstone. Practice will then go on hiatus until it resumes in December at Exploration Place. There will be no practices December 24th and 31st. Archery has shut down until Spring when outdoor fighting practice resumes.

The Seneschal read the changes to Kingdom Law, specifically the Order of Precedence and Sumptuary Laws. These changes were to add the Order of Defense to the Bestowed Peerages, sumptuary use of coronets and chains, and description of the peerage cloak for the Order, blue lined with white on the back the badge of the order- three rapiers in pall inverted tips crossed.

There being no other business the meeting adjourned.

Just Another Calon Bard

A poem by Johann Steinarsson

For many seasons I once wished
To find myself among the list
Of those whose words bewitch, enthrall
And bring great joy to one and all.
And yet each time I take the stage
With songs I feel have come of age,
The well-worn words once more strike hard...
“Oh, not another Calon Bard!”

It is a double-edged thing
That all in Calontir do sing.
It makes us brethren on the field
And strengthens firm our wall of shields,
But by the fire, the critics fume -
“They’ll sing of naught but death and gloom,
Mis’ry, sorrow, and of fear,
Since they are Bards of Calontir!”

I say thee, nay, not all do sing
Of wars and doom and bleaker things.
Yes, there are those with tales to tell,
And epic poetry as well.
We share our jests at fireside,
And all our grudges set aside
As we join in the chorus dear -
The well-loved songs of Calontir.

Then one more voice may join the fold
To offer new amongst the old -
An untried tale, a song still green?
A poem none has ever seen?
Ay, there’s the rub, with songbook vast
A novice song may not hold fast
And could quite simply disappear
Within the ranks of Calontir.

And what of glory, honor, fame?
Immortalizing one’s own name?
Nay, Calon army stands as one,
And self-promotion is not done.
It is not right to blow one’s horn
Or boast and brag from dusk till morn.
Such vanity would not stand here,
Not in our home of Calontir.

Thus, while our Bardic ranks are grand,
Our reputation may demand
That we continue on our path
And sing our songs of doom and wrath.
So I shall raise my voice on high
To sing our glories to the sky.
I need no praise or high regard -
I’m just another Calon Bard.

Silk Banners 101 by *HL* Maria Arosa de Santa Olalla

So here's a quick and easy way to make lovely silk banners for your SCA camp.

What you need:

- A clean, kid free, clutter free, pet free area. Preferably flat, especially starting out.
 - PVC pipe for frame; I use a cheap 3/4" with a PSI to 40
 - Binder clips and rubber bands; if whip stitching is not your thing... I do recommend using binder clips for durability sake. Dharma does sell special silk clips and grabbers... I have not tried them out yet. Another great method is using straight pins and rubber bands
 - Pencils; preferably a dull one so you don't pole holes in your silk. All graphite pencils are AWESOME for this purpose.
 - Resist (I use Jacquard water-based resist)
 - Dyes (I use Dyna-Flo dyes. They are more affordable)
 - Silk (Habotai 8mm, prefer the hand rolled hem so I don't have to worry about hemming)
 - Sumi brushes, sponge brushes, and application bottles (also bottle tips they are described below)
 - Solo cups and eyedroppers (use eyedroppers if you will need to mix any colors to achieve the right shade)
- I GET ALMOST ALL OF MY SUPPLIES AT DHARMATRADING.COM

Step I: Buying silk, resins, and dyes. What to stay away from

Silks

- The best silk for banners is Habotai 8mm weight with a hand rolled edge, ideal size is 15in x 60in. Gives you plenty of length to customize most shapes. If you wish to purchase regular silk by the yard I recommend Dharma's Habotai 10mm. 12mm is just too heavy.

Stuff about Jacquard water based resist and Jacquard Dye-na- Flow water based dye

- You get good coverage with the dye, and the resist is easy to work with
- Dharmatrading.com sells a starter kit of the basic heraldic colors. Woohoo!!! Starting made easy!
- Application bottles, also from dharmatrading.com. Gutta Applicator Bottles with Metal Tips is the suggested bottles. I recommend having at least one designated bottle for each tip size. However, I have switched out tips in mid project and it works just fine. Having extra bottles is just convenient. I have cats that love to play with little metal shiny things ☺ There are three sizes of tips. I use two of those; #5 and #7. #5 is the narrowest of the three, #7 a medium. #9 is the largest of the three... it does really thick lines. Good for edge work.
- Other Dye/Paints/Resist; I don't really use others mostly due to cost. I also order any supplies I need on a project to project basis... because no one ever has enough storage space.
- Clear resist... yes there is such a thing but it's SUPER runny... and to me it makes work slow. But you are welcome to try it ☺
- **Stuff to Avoid!**
 - **Thin silk!** Mostly for two reasons, it tears easily and the colors tend not to be near as vivid. Regardless of how many coats of dye.

Moving on: Step 2

- PVC 10 foot with a PSI to 40. -- Thick enough to not lose shape. Light. Cut each side to . . . 4 inches longer than the silk you have bought
- Rubber bands & binder clips. --Attach binder clips with rubber bands at 2 inch intervals around the frame. Adjust if you have a resist line that will hit a binder clip. Or pins and rubber bands.
- Table or area large enough to work—Clean, kid, pet, and clutter free. . . . This is also where flat helps 😊

Step 3: Yay!!! Design! (Dos and Don'ts)

I. Do

- Have fun with the design.
- If this is your banner. . . make it what you want. Historically speaking this is a representation of you.
- Banners are designed to be seen at a distance. So make sure your design is large enough to see from far away.
- I recommend thinking simple. . . it's always easier to go back and add things.
- I encourage doing a little bit of research (even if it's just a Google or Pinterest search) for inspirational purposes.

2. Don't

- Get discouraged. . . mistakes happen. . . it's what makes it look handmade, remember.
- Small details are great up close. . . but banners are meant to be seen from a distance.
- Keep the crazy down to a minimum at least at first. I learned that the hard way.

Step 4: Prepping all the things!!

• Washing silk 2 options

- Option 1 Dawn dish soap, yes, Dawn! You will grow a fondness for Dawn though out this project
- Option 2 Synthrapol Detergent -- Again, from Dharma Trading. Follow instructions on bottle. I have not used this stuff. . . again cost.
- Hand wash silk with Dawn dish soap in a large bowl with warm water. Get it nice and sudsy to remove anything left from manufacturing. Rinse well, wring out and hang over a shower curtain or stair railing to dry.
- Reason to prewash your silk. . . Pre washing helps avoid splotchy dye jobs. No one wants splotchy dye.
- Once your silk is washed air dry, do not worry about wrinkles they will stretch out once you lay the silk onto your frame.

Step 5: Transferring!

- Find a large enough area for your frame to sit comfortably
- Lay your pattern out, check spacing and tape the pattern to the table.
- Wet your silk – This allows your silk to be stretched without too much stress on the fabric. Just dip it into a bowl of water and ring it out some so it's not dripping. Don't worry if it's still wet.
- Attach silk to the binder clips on the frame and stretch it out
 - Adjust binder clips so that the bands are pulled tight and the silk “bounces”
 - Wait for the silk to dry, it will go surprisingly fast
- Lay your frame on top of your design and adjust frame so design is where you want it.

- Tracing your pattern
 - Find a dull pencil, sharp will rip the silk. This is where graphite pencils will blow your mind. They do not need to be all that sharp nor require much pressure in order to draw a really nice line.
 - Trace your pattern onto the silk
- Take a Break!!
 - Yes, take a break, walk away, get a drink and then come back and look over your trace
 - Did you get everything? Remember erasing on this is very hard! I find it almost easier to simply draw another line if needed.

Step 6: Painting!!! ... the roses red?

- Transfer resist to one of the application bottles. Steady hands are great at this... the trick is to pour slow. Resist has an Elmer's glue consistency. Screw on a tip of your choice.
- Test out your resisting skills... I do this simply on a paper towel. It gives my hand a good gauge on how hard to squeeze the bottle. It's also a great way to adjust your line's thickness.

****SUPER IMPORTANT**** If you squeeze and nothing comes out, DO NOT force it. Tap the bottle lightly, tip down, onto the paper towel. If it still doesn't come out take the tip off, blow the tip out, then check for a clog... great way to help unclog them is a straight pin. Put the tip back on and do a test line on the paper towel.

I. Application of Resist

- Start from top left and work your way down and to the right. You don't want your hand ending up smudging your resist lines.
- Never work over what you just resisted. If you feel that particular area did not get enough resist you can go back over it once the initial resist is COMPLETELY dry. Stick to working on naked/non resisted areas
- If you accidentally smear the resist ...grumble and move on. You cannot fix it, don't try...it's an acceptance thing... mistakes happen.
- Once the design is fully resisted, step back and look for any spots you missed, lines not connected or very thin resist lines. Again... if you have to add more resist to an already existing resist line do it once the initial resist is dry!
- If you have any gaps or feel you need to go over any lines do it now BEFORE you start dying... otherwise you're going to have dye jumping your line into places where you don't want it to go. Naughty dye.
- Allow resist to dry, at least 30 minutes. Test by touching GENTLY testing for tackiness. I give it at least an hour... you can let it dry overnight for extra measure if you want to.

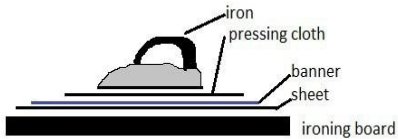
Painting! YAAAY!!!

- Work light to dark colors -- If have bleeding/jumping dark covers light better
- Work small areas to larger areas
- Watch your arm placement -- A great way to avoid this is to allow your painting hand to hover over your silk as you're dying. Small mistakes can be corrected for you get it soon enough. Simply wet a cotton ball with a mixture of Dawn, Windex, and water... dab at the small mistake. The idea is to try to lift the color. Or you can grumble and just move on.
- Do not get super close to the resist lines, remember dye will spread, a little goes a long way... dabbing with your brushes I have found is the best method around lines and small areas.
- Let dry and repeat. Second coat will not spread as far, but will soak in. The more coats of dye the brighter and longer lasting your colors will be. As a rule of thumb, I apply at least two coats. Let the whole thing sit

- TIP: if the colors you have aren't quite right... or you are wanting a darker shade you can mix them!! Take a CLEAN solo cup and an eye dropper. Pour your LIGHTER color into the cup first... then slowly add your mixing color (ie: black for a darker shade) drop by drop. If you are unsure of the color shade test it on a scrap silk surface.

Step 7: Finishing

- ◆ **Heat Setting** – It's important to heat set the dye into the silk so it doesn't fade as quickly. There are two ways to do this.



- With an iron... My personal favorite -- Hot iron set to silk, banner between 2 towels and iron slowly, to set the resist, 5 minutes for each section at a minimum.
- With a dryer -- Toss it into the dryer with an old towel. Dry on high heat for at least 30 minutes

- ◆ **Washing**

- Wash twice, cold water gentle agitate, fast spin, this will remove excess dye.
- If have Synthrapol add to the wash, and remember use cold water.
- Lay flat to dry, and iron if wish

- ◆ **Finishing**

So let's say your original piece of silk is square but your banner is not. Your banner has a tapering shape with rounded ends. Similar to this shape:

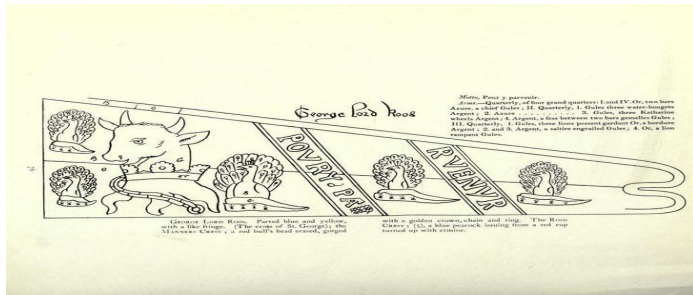
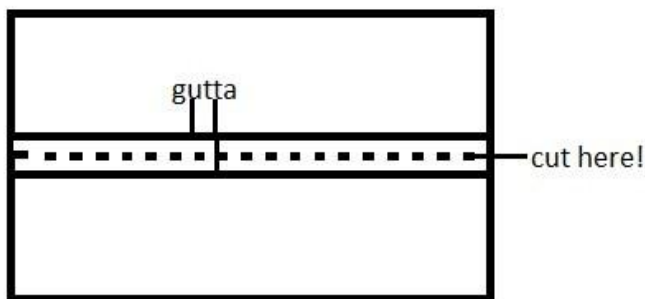


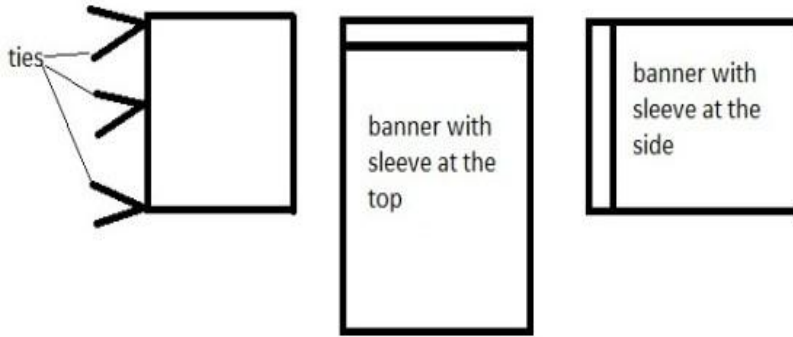
Image taken from Banners, standards, and badges, from a Tudor manuscript in the College of Arms by Howard de Walden, Thomas Evelyn Scott-Ellis, Baron, b. 1880; College of Arms (Great Britain); Willemt, Thomas, 1786-1871; This particular standard belonged to George Lord Roos



If I cut this shape out of the silk how do I keep the edges from fraying? Simple... use your resist as a fray check material. Apply a thick line of resist along your outermost edges and cut through that resist line completely dries.

BAM! Finished edge.

◆ Ties



How do I get this thing flying on a pole? Great question! There are a couple of ways to accomplish this. My go-to method is simply stitching bias tape ties onto the beginning end of your banner

Another method is to role the beginning or top end of your banner into a sleeve that the pole can run through. This works best for banners that hang vertically. However your initial design must allow for the extra inches of fabric you'll need to construct this.

The last method is a bit of a hybrid of the two. When I made a Norse inspired banner I constructed little silk loops onto the pole ends of the banner. I simply used resist as a fray check and cut them out of the extra banner silk I had. They looked like this:



If you have any questions, comments, or tips feel free to email me at imgeeslin@gmail.com or send a message on

Facebook (name listed as Maria Geeslin)

Thank you so very much for your interest in this class. I hope to see all of your lovely banners
flying in all their glory.

YIS

HL Maria Arosa de Santa Olalla

© 2017 Maria Gleeson

THEIR ROYAL MAJESTIES

DAMIEN & ISSABELL

Falcon-Crown@calontir.org

UPCOMING KINGDOM EVENTS

••• October •••

- 7-8 Autumn Arrows | Calanais Nuadh | Rolla, MO
- 7-8 Fall War College | Cum an Iolar | South Johnson County, KS
- 7-8 Rose Tournament | Midrealm | Taylorville, IL
- 14-15 Fall Crown Tournament | Coeur d'Ennuï | Des Moines, IA
- 21-22 Vertigo | Lost Moor | St. Joseph, MO

••• November •••

- 21-22 A Day in the Life of Norse | Deodar | Cedar Rapids, IA
- 11-12 Crystal Ball XXXIV | Midrealm | Mulberry Grove, IL
- 18-19 Toys for Tots | Wyvern Cliffe | Jefferson City, MO

••• December •••

- 2-3 Winter Court | Three Rivers | St. Louis, MO
- 9-10 Kris Kinder | Forgotten Sea | Kansas City, MO

••• January •••

- 6-7 Twelfth Night | Lonely Tower | Omaha, NE
- 13-14 Winter Coronation | Wyvern Cliffe | Jefferson City, MO

BARONIAL GATHERINGS

Populace Meeting Third Wednesday, 7-9 PM American Legion Post 256, 4301 W Pawnee St, Wichita, KS 67209

Fighter Practice (Armored Combat and Calon Steel)

Starting Dec. 2017 | Sundays 12 PM | Exploration Place, 300 N. McLean Blvd, Wichita, KS 67203

For more information, contact: Master Hanashi no Kage-moto (Kage)knightmarshal@baronyofvatavia.org

Archery Practice *On hiatus until spring.*

Contact: Konrad Roth | archermarshal@baronyofvatavia.org

Officers Meeting & Finance Meeting First Wednesday of the month, 7-9 PM. Open to the populace. Make ICT, 1500 E Douglas Ave, Wichita, KS 67214

Arts and Sciences Gathering 1st, 2nd and 4th Wednesday, 7-9 PM at Make ICT, 1500 E Douglas Ave, Wichita, KS 67214

Baronial Demos:

October 14th | Steampunkesque Mulvane

Exploration Place

October 29th, 2017 | Costuming

December 17th, 2017 | Heros of the Middle Ages: The Nine Worthies and Knights of the Round Table

Sedgwick County Zoo

October 27th-29th | Night of the Living Zoo

Contact HE Marie Chantal Delair for more information concerning demos.



TO GET A COPY OF THE
KNOWN WORLD HANDBOOK

Contact His Lordship Friar Thomas | 316-685-1182
Handbooks are \$23.00

October 2017

Sun	Mon	Tue	Wed	Thu	Fri	Sat
1 Fighter Practice 11 AM Watson Park	2	3	4 Officers & Finance Meet- ing 7-9 pm Make ICT, 1500 E Douglas	5	6	7
8 Fighter Practice 11 AM Watson Park	9	10	11 A&S Gathering 7-9 pm Make ICT, 1500 E Douglas	12	13	14
15 Fighter Practice 11 AM Watson Park	16	17	18 Populace Gathering 7-9 pm American Legion Post 256, 4301 W Pawnee St.	19	20	21
22 Fighter Practice 11 AM Watson Park	23	24	25 A&S Gathering 7-9 pm Make ICT, 1500 E Douglas	26	27 Armoring and Sewing Work- shops 7-9 pm Demo: Night of the Living Zoo	28 Demo: Night of the Living Zoo
29 Demo: Exploration Place Costuming Demo: Night of the Living Zoo	30	31				

November 2017

Sun	Mon	Tue	Wed	Thu	Fri	Sat
			1 Officers & Finance Meeting 7-9 pm Make ICT, 1500 E Douglas Ave.	2	3	4 Armoring and Sewing Workshops 11 am—4 pm
5 Armoring and Sewing Workshops 11 am—4 pm	6	7	8 A&S Gathering 7-9 pm Make ICT, 1500 E Douglas Ave	9	10	11
12 Armoring and Sewing Workshops 11 am—4 pm	13	14	15 Populace Gathering 7-9 pm American Legion Post 256, 4301 W Pawnee St.	16	17	18
19	20	21	22 A&S Gathering 7-9 pm Make ICT, 1500 E Douglas Ave	23	24	25
26	27	28	29 A&S Gathering 7-9 pm Make ICT, 1500 E Douglas Ave	30		

December 2017

Sun	Mon	Tue	Wed	Thu	Fri	Sat
					1	2
3 Fighter Practice Exploration Place 12-3 pm	4	5	6 Officers & Finance Meeting 7-9 pm Make ICT, 1500 E Douglas Ave.	7	8	9
10 Fighter Practice Exploration Place 12-3 pm	11	12	13 A&S Gathering 7-9 pm Make ICT, 1500 E Douglas Ave	14	15	16
17 Fighter Practice Exploration Place 12-3 pm Demo: Exploration Place	18	19	20 Populace Gathering 7-9 pm American Legion Post 256, 4301 W Pawnee St,	21	22	23
24 Christmas Eve Fighter Practice Canceled	25	26	27 A&S Gathering 7-9 pm Make ICT, 1500 E Douglas Ave	28	29	30
31 New Year's Eve Fighter Practice Canceled						