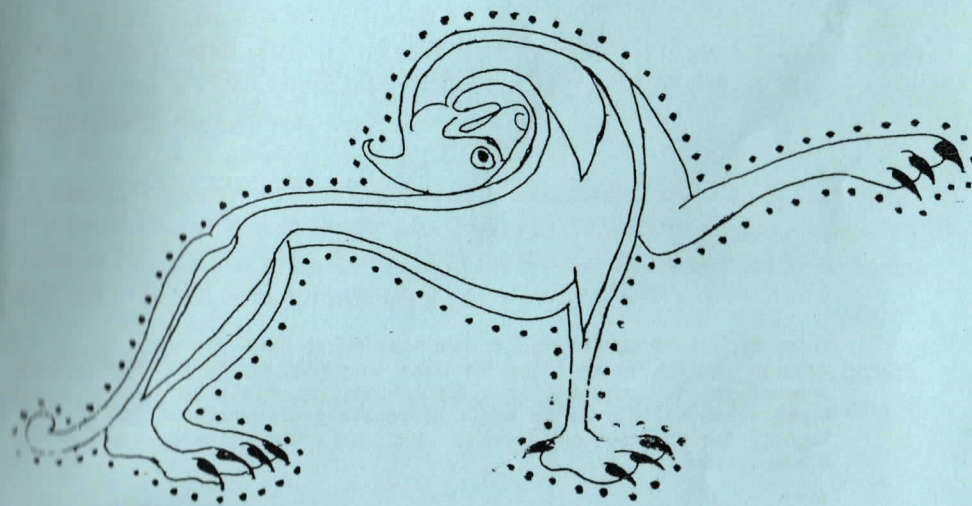




RAÇONFLYRE



Aoi6h99

Oct 96

Copyright (c) 1996 Society for Creative Anachronism, Inc. Except where otherwise stated, all articles in this publication may be reprinted without special permission in newsletters and other publications of branches of the SCA, Inc., subject to the following conditions:

The text must be printed in its entirety, without additions or changes.

The author's name and an original publication credit must be printed with the text.

You must send a letter to the editor of the newsletter, stating which articles you have used and in which publication the material has been reprinted.

Cover art by Aoibhinn (I think that's how it's spelled)

This is the Dragonflyre, a publication of the Barony of Vatavia of the Society for Creative Anachronism, Inc. The Dragonflyre is available from Deborah Taylor at 1137 Gidley, Wichita, KS 67216. It is not a corporate publication of the Society for Creative Anachronism, Inc. and does not delineate SCA policies.

*****BREAKING NEWS*****NEW SITES *****

Mid-Eastern dance class has moved to an indoor site for winter. Ld. Gabhainn and Ly. Eliana have opened their home or rather basement to us. Their house is still under construction, so please leave the smalls at home, thanks. Please call at 686-6893 before class to make sure we are having a class, or if you have questions. Classes are held Thursday at 7:00 p.m.

Sunday fighter practice - New location - Central Riverside Park (see elsewhere for map) Check the Serf Line for time.

Wednesday fighter practice - CANCELLED for the winter due to lack of sunlight and interest.

Populace Meeting is Wednesday, November 20, site to be announced.

Costuming - Check the Serf Line for information

Beginning and Advanced single sword, sword & shield techniques on the pell at Gabriels, 6:30p.m.

Tuesday Night Armoring at Gabriels, 7 pm. Call Boy-Duke for directions.

War College - 2nd. Tuesday of each month, 7 p.m., at the home of the Baron and Baroness. Call Otoshi at 267-3456 if you have any questions, or more importantly, suggestions.

Archery Practice - Sundays, 2 pm til dark, Mondays, 6 pm til dark. (Ed. note - this might be changing so check before you go) Other times can be scheduled. Contact Michael von Berger, 721-1955 for details. Practice at 5500 N. Maize Rd. IKAC's will be shot on Sunday pm.

Calligraphy & Illumination at 7:30 to 9 pm the 2nd Tuesday of each month. The address: 922 W. Dayton. Contact Aslin if there are any questions at 269-0999.

BREWING

Wanting to know more about brewing or setting up a brewing party at your house because you want to brew wine or beer??? Contact Batu at 263-1079. If you want to learn and watch the brewing process at another gentles house, contact Batu for information on the next brew party.

OFFICERS' MEETING October 7, 1996

16 members attended: 10 officers/ deputies/ champions/ advocates ; 4 members of the populace (and 2 very small smalls)

Events were covered first. The flier for the champions' event at ToWaKoNi was presented for approval. The final details for that event were given. The feast will be pot luck. The schedule for that is on the flier. Lasagna and dessert will be provided. Fighting and archery are scheduled so that participation in both tourneys will be possible. A possible post revel site is being looked into.

A bid for the Baronial hosting of the Spring Crown Tournament was presented. The proposed site is Edgemoor Park. The theme is the civil war between Maude and Stephen. Vatavia's bid will be forwarded to the Crown for the acceptance by the Prince and Princess.

Lady Eleanor will be doing the Renaissance Faire. Anyone interested in autocrating Valor are encouraged to put something together now.

There has been a request from Golden Sea for assistance with their demo October 26 - 27 at Kansas Wesleyan in Salina. Both fighters and non-fighters are welcome. Locally members are helping with the Night of the Living Zoo and an open house for a day care center.

The Census is completed. Corrections need to go to the herald, for the Order of Precedence, or the chronicler, for the rest. There are currently 14 local heraldic proposals being sent on to Kingdom level.

The bardic champion has had some participation, including a researching meeting at the public library. A more advantageous meeting time is being arranged. A new meeting place has been arranged for costuming. Contact Lady Eleanor for information.

A Baronial swap meet was proposed by Lady Aoibhinn. Details are being finalized. November after the populace meeting is the tentatively scheduled time.

Archery practice will continue in Maize as long as the weather will permit. Sundays will be from 1 pm until the daylight gives out. Several types of shoots and also some fun shoots are planned for champions.

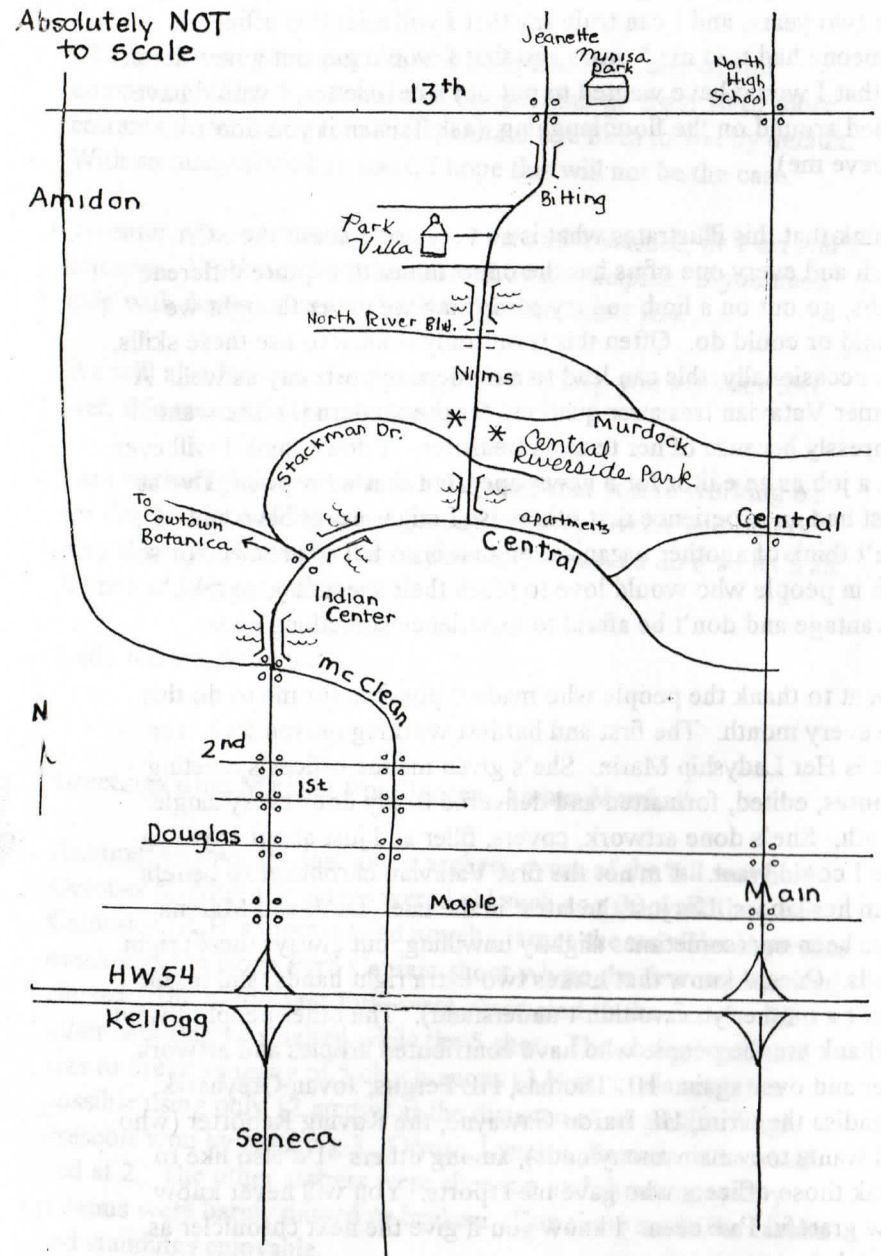
Fighter practice is moving from Park Villa to about one mile south of there at Central Riverside Park located at Murdock and Nims across from the old zoo. This is to be closer to open facilities and play equipment. Official Wednesday night fighter practice is canceled due to lack of light and participation. A possible indoor fighting site is being looked into.

The Seneschal reminded all the officers that quarterly reports should be in. He is suppose to receive a copy. He requested that all officers stepping down to have included their resignation in the report and any recommendations they had.

The Chatelaine is stepping down at the October populace meeting. The Chronicler's and Herald's warrants will be expiring. Applicants for the offices are being, or have been interviewed. The positions of Property Master and Minister of Children are still open. Send applications to the Seneschal and Baronage. Bids are being accepted for Minister of Arts and Sciences.

The meeting adjourned.

Directions to Fighter Practice



From the Vatacian chronicler

It has been my privledge to serve this barony as chronicler for the last two years, and I can truly say that I will miss this office. If someone had told me 5 years ago that I would put out a newsletter, or that I would have wanted to put out a newsletter, I would have rolled around on the floor laughing, (ask Tristan if you don't believe me).

I think that this illustrates what is so very good about the SCA. Each and every one of us has the opportunity to explore different paths, go out on a limb and try something we never thought we would or could do. Often this is our only chance to use these skills, but occasionally this can lead to a modern opportunity as well. A former Vatacian treasurer qualified for the modern job she wanted expressly because of her term as treasurer. 'I don't think I will ever get a job as an editor for a newspaper, but that's my point, I've at least had an experience that otherwise I might never have had. I can't think of another organization that is so full of promise, or so rich in people who would love to teach their speciality, so take advantage and don't be afraid to experience something new.

I want to thank the people who made it possible for me to do this job every month. The first and hardest working person I've ever met is Her Ladyship Marie. She's given me the officer's meeting minutes, edited, formatted and delivered to my door every single month. She's done artwork, covers, filler and just about anything else I could want. I'm not the first Vatacian chronicler to benefit from her labors, I'm just the latest in the line. Dirik and Marena have been my (sometimes slightly unwilling, but always there) right hands. (Yes, I know that makes two extra right hands, and if you aren't a mother you wouldn't understand). The other people I want to thank are the people who have contributed articles and artwork over and over again. HL Thomas, HL Fergus, Jovan Greyhawk, Odindisa the Grim, HL Baron Gawayne, the Roving Reporter (who still wants to remain anonymous), among others. I'd also like to thank those officers who gave me reports. You will never know how grateful I've been. I know you'll give the next chronicler as much help as you gave me.

Brialen

The last two years have just flown by, and my warrant is up in November. Applications are currently being accepted for MoAS, if you are interested, please send a letter to the Seneschal, the Baronage and myself.

Champions is again upon us, and I hope to see many of you competing. I have watched this competition go from 10 or more entrants down to 1 or 2 people, and no one likes to win by default. With so many skilled artisans, I hope this will not be the case.

To enter you must have 3 pieces, 2 art and 1 science, or 1 art and 2 sciences. Work need not be finished by it is helpful. If you need help with documentation, I will be glad to assist you.

We will also have an open competition to help you get your feet wet, this means NO requirements.

I am encouraging everyone to bring out what you're working on for display since skills in our barony are very diverse and others may share your interest but may not know how to do it so let's all share and learn together.

Lady Kerare, MoAS

Greetings from Michael Von Bergen, Archer Marshall

Autumn Arrows, the last major archery event of the fall was held October 5. Multiple games were held such as a 30 walk thru, the Calontir C.A.P. shoots, varied novelty target shoots. The showcase event was the Boga Fyrd Captain shoot where the first captain was chosen. The participant Fyrd were eliminated to the first 5. All other shooting was halted while the 5 shot. The champion round was to break as many of 5 clay pigeons (3 1/2 in, in diameter) as possible using only 12 arrows at the distance of 30 yards. Hugh Prescott won by breaking 3. Ormar, Lynette, Kazimir and myself tied at 2. The other archers were cheering and shouting as clay pigeons were barely missed or broken. This alone made the results and standings enjoyable.

Michael Von Bergen

VATAVIAN CHAMPIONS EVENT

Saturday, November 9, A.S. XXXI
Camp TaWaKoNi, Augusta, Ks

Site opens 9:00 am, closes 9:00 pm. Site fee is a mere \$3.00!
Ages 6-12, \$1.50; Under 6, Free; Family Cap of \$9.00 (nuclear family only)
Please make checks payable to: SCA, Inc. Barony of Vativia
SITE IS DRY (It's a Boy Scout Camp)
Pets are welcome

Come one and all to a wonderful gathering of the Clan of the Dragonfly! Various competitions will be held to determine the Best of Vativia! We are pleased to welcome our cousins outside of Vativia to come and participate, but only the highest-ranking Vativians will be named Baronial Champion.

Site Opens at 9:00am.

FIGHTING!!

Inspections and Authorizations are scheduled to begin around 10:00, Champion's Round Robin Tourney at 11:00 (May be switched to a Double Elim. if turnout is heavy). Pending on fighter turnout and time, a hunt or Warlord Tourney will follow. Contact Otoshi for more information.

ARCHERY!!

Fun shoots before the Champion's tourney, with the Champion's tournament to begin around 2:00. All shooting distances will be between 20 and 40 yards at various targets. Contact Michael Van Bergen for more details.

BARDIC ARTS!!

1 prose (story), 1 verse (poetry or song), and 1 artist's choice. Judging will be by the old Kingdom criteria. Bardic Champion's competition to begin around 4:00, with the competitors performing two of their pieces, saving their best for Feast. Contact Lady Anne of Lockwood for more details

ARTS AND SCIENCES!!

2 arts and 1 science, or 1 art and 2 sciences. It will be an open competition. The new Kingdom Criteria will be used. There will also be an open competition/A&S Display for those not wishing to enter the Champion's competition. A&S entries should be in by 1:00, with the judging to begin around 3:00. Contact HL Tristan for more details. Everyone is welcome, nay, encouraged to submit an entry.

POT LUCK FEAST: The Barony is supplying the main dish (Lasagne) and dessert!! Bring dishes according to the first letter of your SCA name: (bring enough to feed about five to six people)

A through F-----Cooked vegetables

G through L-----Salads and Cheeses

M through R-----Breads and Condiments (dips, sauces, parmesan)

S through Z-----Fruit



VATAVIAN CHAMPIONS EVENT

SITE SCHEDULE (subject to change)

9:00---Site opens
10:00-11:00---Inspections, authorizations
11:00---Fighter Champion's Tourney begins
2:00---Archery Champion's Tourney begins
3:00---A&S Judging begins.
4:00---Bardic Champion's competition begins
5:00---Feast begins
7:00---Court (Clean-up to begin immediately following Court!)
9:00---Site closes

Heraldry consultations with HL Annys will be available.

DIRECTIONS TO SITE:

Go east from Wichita on K-54 (Kellogg) to the Andover-Kellogg intersection. Continue east 4 miles to Tawakoni Road (one mile past Augusta Municipal Airport). A sign for Camp Tawakoni is on the south side of Kellogg immediately before you reach Tawakoni Road. On Tawakoni Road, turn left (north), travel 1.5 miles. Entrance to the camp is on the right (east) side of the road. It is a Boy Scout Camp, and well marked. Tawakoni road is a dirt road and has some rough spots, so use some caution. Again, Camp Tawakoni is a dry site.

Fighter Champion:

Takahara Otoshi
(Tracey Gillaspy)
267-3456

Archer Champion:

Michael Van Bergen
(Michael Hornbaker)
721-1955

Bardic Champion:

Anne of Lockwood
(Anita Fulkerson)
316-456-2917

Arts and Sciences Champion:

Tristan Rory de Jorz
(Rick Haddaway)
686-6893

Co-Autocrats:

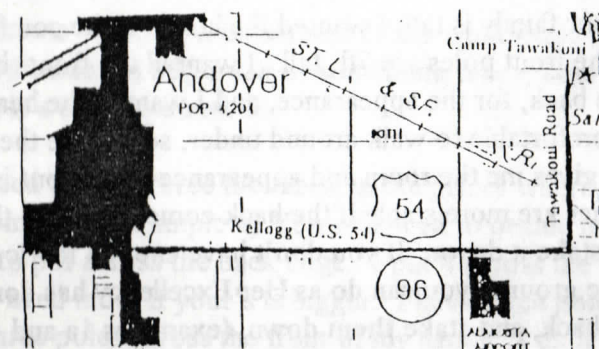
Takahara Otoshi and Michael Van Bergen

Phone calls are welcome, but we will be grumpy if called after 11:00pm.

Any dietary concerns, contact:

Feast-o-crat:

Penelope Bon Main
(Penny Gillaspy)
267-3456



PORTABLE SHADE

Shade keeps the sun from burning you and the rain from dissolving you, it gives you someplace to put your stuff, have a daiquiri party, and hide your beer bottles. Shade is a pretty handy thing to have but it's not always located in the most convenient places. For instance, if you want to sit by the list field, and the nearest tree is on the other side of the site, over by the pool, you have a problem. What you need is portable shade, or as we here in Vativia have been known to call it, shade on a stick. At this point you have two options, one: become very friendly with that person by the list field who has portable shade of their own, (and remember, they made that shade for themselves so they might not have planned on sharing) or two: obtain your own shade. I have done both, but on the whole I prefer to have my own, since it gives Gawayne a location to aim for after the post revel.

A simple "hanky on a stick" isn't hard to make, you just have to understand the concept, be able to sew a straight seam and hammer a grommet. First you need to decide is how big you want your sun shade (hereafter known as "hanky") to be. You will need to decide how large of an area you want to provide shade for, how long and how many poles you have room to haul, and how much you can afford to spend for fabric. The size of my "hanky" was determined by the amount of material I was able to buy. I found the bright yellow fabric (it just screamed out "Gawayne" and let me tell you, that was kind of embarrassing in a fabric store) at Hancock's in the really old, cheap and weird pile. It's not much heavier than trigger, but it's held up through some pretty good winds. I bought what was left of a bolt, so that was all I had to work with.

Since everyone in our family is tall, I wanted the height to be comfortable to walk under, so the front poles are 7ft. tall. I wanted the front to be a little lower than the back, for the appearance, and I wanted the head room underneath to be comfortable to walk around under, so I made the back poles 9ft tall. This gives me the room and appearance I want but is still easy to haul. Hankies are more stable if the back comes down to the ground in order to stake it down. If you don't have enough fabric to stake it down on the ground, you can do as Her Excellency has done, and attach ropes to the back, and stake **them** down, (examples 1a and 1b).

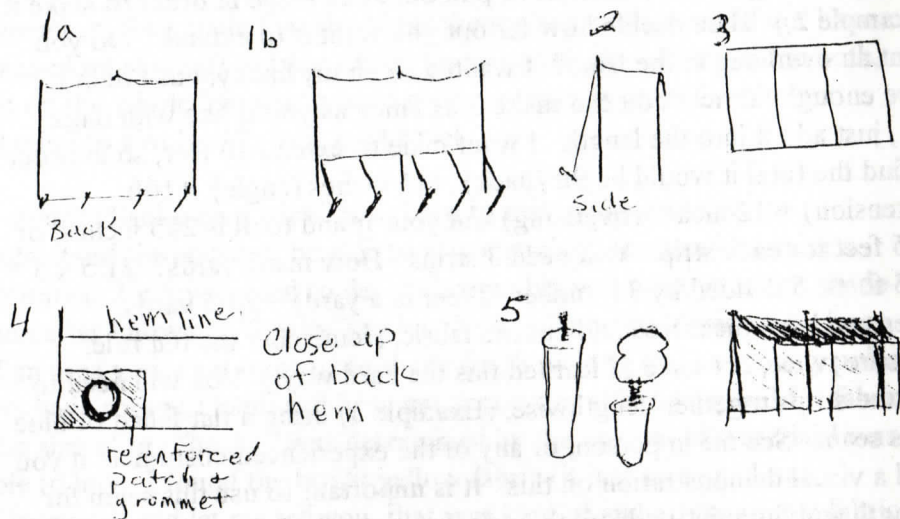
So, now you know how big you want your finished hanky and you are ready to get fabric. Now you need to figure out how much to buy. I'm sure you noticed that fabric is only 36-48 inches wide, and you probably want a hanky that's several feet wide, so you will need to sew several strips of fabric together. If you want a hanky that's roughly 12 feet wide, and your fabric is 48 inches, take $12 \times 12 = 120$, this is how many inches you will need for the width, divide by 48 (for the width of your fabric) and you get (ta-da) 3. You will need 3 strips of fabric to get the width. How long are these strips? Example: My hanky is 9ft. tall in the back, add 12 to 15 inches so you have enough for a hem (it should be doubled over for strength) and some left to pull out at an angle in order to stake it. (Example 2,) Then decide how far out you want it to extend. Do you want an overhang in the front? I wanted to on my hanky, but I didn't have enough fabric. You can make it as fancy as you'd like with dags etc., just add it into the length. I want mine to extend 10 feet, so in order to find the total it would be 9ft (back) +15 inches (angle) +10ft (extension) + 12 inches (overhang) and your grand total is 255 inches, or 21.5 feet for each strip. You need 3 strips. How many yards? $21.5 \times 3 = 64.5$ ft. 64.5 divided by 3 (number of feet in a yard) = 21.5 yards. After you have measured and cut the fabric, (remember the old rule, measure twice, cut once. I learned this the hard way.) You will need to sew the strips together, lengthwise, (Example 3) using a flat felled or blue jeans seam. See me in person, or any of the experienced costumers if you need a visual demonstration on this. It is important to use this seam for strength and durability. Now that you have attached the strips, you have something approaching a large square, (hence the term "hanky"). Next you fold the outside edges over, then fold them once again, and sew your hem.

Congratulations! You now have most of the work done for your portable shade. If you want to add a dag or something fancy, now's the time. Otherwise, it's on to grommets.

You will need to re-enforce the fabric in the places where you intend to put the grommets. (Example 4) You will need to decide how many grommets to put across the back edge. I put 4 across the back of mine. You might need more if your's is bigger. I have three poles across the back and three poles across the front of my hanky. I didn't want more because I didn't want to haul them, and I didn't want to have to

maneuver around them when the hanky is up. Each pole is topped with a double sided screw, leaving about 2-3 inches out to stick through the grommet hole. I recommend using finials on these screws to keep the fabric from blowing off in the wind and tearing the fabric (again, I speak from experience, and you know, I decided that I went to entirely too much trouble to see this thing rip to pieces in the wind) (Example 5)

Now, all you need are poles, stakes, and rope and you can have your very own portable shade.



From the Seneschal

Applications are currently being accepted for property master and Minister of Arts and Sciences. Please submit letters to the current officer, the Baronage and myself by November officers meeting.

HL Tristan

Bring your coin and bring your wares to Vtavia's first

Baronial Bazaar

Tired of your tunic? Want to sell your handiwork? Ready to trade your throwing knives before you lose a finger (again?). Then bring your SCA related items to the Baronial Bazaar to sell or trade. Practice your bartering skills and come prepared to trade your trash for someone's treasures. Spread a cloth to display your wares immediately following the November populace meeting.

For more information call Soibheann (Kim Shepard) 683-7425, 10am-10pm. Ours is a primitive household (no answering machine), so if you don't get an answer, keep trying!

A BYZANTINE COOKBOOK

To Stew Fillets of Beefe

Demetrius il Condittierro

From: A Delightful Daily Exercise For Ladies and Gentlewomen by John Murrell, 1621. Reprinted by Falconwood Press, 1990

Original recipe: Take a rawe fillet of beefe and cut it in thin slices half as broad as your hand and fry them until they bee halfe fried in a frying-panne with sweet butter upon each side with a soaft fire, then powre them into a dish or a pipkin putting in a pint of claret-wine, a foggot of sweet herbs, and two or three blades of whole mace, a little salt, the meat of a lemon cut in slices, then stew these all together very softly for the spaces of two or three hours till it be half boiled away, then dish it upon sippits and throw salt upon it and serve it to the table hot.

My redaction:

The intent of this dish seems to be to brown beef then cook it very slowly in a wine sauce. This should make fairly tough beef quite tender. Note: the first time I cooked mine, I used bottom round and simmered it for approximately 45 minutes. Trust the original recipe and cook it for 2 hours unless you pound it to tenderize it first.

The Byzantine Corner

Cameline Sauce

Demetrius il Condottierro

The Viandier of Taillevent, Edited by Terence Scully, Ottawa: University of Ottawa Press, 1988 is the source for Cameline sauce.

To make Cameline sauce, grind ginger, a great deal of cinnamon, cloves, grains of paradise, mace and, if you wish, long pepper, strain bread that has been moistened in vinegar, strain everything together and salt as necessary.

The redaction of this recipe is as follows:

1 slice bread	1/4 t. ginger
1/3 C. wine/cider vinegar	1/4 t. mace
1/8 t. cloves	1/2 t. cinnamon
1/4 t. grains of paradise	1/4 t. salt

Pour the vinegar over the bread, let it steep until the bread is very soggy. Take the bread out of the vinegar and put it in a strainer (do not pour in any of the vinegar that did not get soaked into the bread). Press it through the strainer with the back of a spoon into a bowl, occasionally scraping off what sticks to the bottom of the strainer. When you have pressed through all that you can, stir the spices and salt into the sauce in the bowl. Press the mixture through the strainer again. Serve cold. It is good with beef or fish.

You can run everything through a blender or food processor, but the period method of pressing it through a strainer produces a texture that a modern blender or food processor just can't touch (don't ask me why, I really don't know.).

*If you can't find grains of paradise, use 1/8 t. pepper, 1/8 t. ground cardamon, but the taste will be different.

BARON

Gabriel ap Morgan ap Hywel
David Cooper

Boy Duke

BARONESS

Rhianwen ferch Bran ap Gruffydd
Joan Struer

269-3853

SENESCHAL

Tristan Rory de Jorz
Rick Haddaway

686-6893

Chatelaine
Odindisa the Grim

269-1574

CALTROP

Leonhard von Lowenturm
Jim Purkey

682-1669

TREASURER

Alcyoneus du Battenhelm
Park McKellop

682-4468

CHRONICLER

Brialen Ulfs dottir Vikings
Debbie Taylor

524-0917

KNIGHT MARSHAL

Fergus
Rob McMillon

681-0268

Deputy Knight's Marshall
Takahara Otoshi

267-3456

MINISTER OF ARTS AND SCIENCES

Kerare de Joreses
Carolyn Haddaway

686-6893

Minister of Children

Open - This could be you.

ARCHER MARSHAL

Michael von Bergen
Michael Hornbaker

721-1955

SERF LINE

264-7373

A&S Champion

Tristan Rory de Jorz
Rick Haddaway

686-6893

Bardic Champion

Lady Ann of Lockwood

(316) 456-2917

Fighter Champion

Takahara Otoshi

267-3456